

---

**Karuk Community Health Clinic**

64236 Second Avenue  
Post Office Box 316  
Happy Camp, CA 96039  
Phone: (530) 493-5257  
Fax: (530) 493-5270

# Karuk Tribe

**Karuk Dental Clinic**

64236 Second Avenue  
Post Office Box 1016  
Happy Camp, CA 96039  
Phone: (530) 493-2201  
Fax: (530) 493-5364

**Administrative Office**

Phone: (530) 493-1600 • Fax: (530) 493-5322  
64236 Second Avenue • Post Office Box 1016 • Happy Camp, CA 96039

---

**Request for Proposals****20-RFP-006****For More Information:** Scot Steinbring (530)598-3047 [ssteinbring@karuk.us](mailto:ssteinbring@karuk.us)**Proposal Deadline:** Friday, November 29, 2019 no later than 4:00 PM (Pacific Standard Time)

The Karuk Tribe requests proposals for the following Scope of Work required for Fuels treatment in the Patterson Project area, Units 2220, 2290, 2206.

See Attached Map & Scope of Work.

**Task One**

1. Cut and Pile Unit 2220 Acres 19.82
2. Cut and Pile Unit 2290 Acres 20.36
3. Cut and Pile Unit 2206 Acres 18.26

Notify Scot Steinbring for inspection at 530-598-3047 [ssteinbring@karuk.us](mailto:ssteinbring@karuk.us)

**Responses to this Request for Proposals should include the following:**

- 1) A statement of qualifications, including relevant project history.
- 2) A lump sum price, with attached price page. Line item charges
- 3) Names and telephone numbers of three client references.

**Responses must be hand, mail, or email delivered by Friday, November 29<sup>th</sup>, 2019 no later than 4:00 p.m. (Pacific Standard Time) to:**

Emma Lee Perez, Contract Compliance Specialist  
Karuk Tribe – Administration Office  
64236 Second Avenue  
P.O. Box 1016  
Happy Camp, CA 96039  
Faxes will NOT be accepted  
Emails will be accepted at: [emmaleeperez@karuk.us](mailto:emmaleeperez@karuk.us)

**Price Page for 20-RFP-006:**

**Proposal Submitted by:**

**Name:** \_\_\_\_\_ **Phone Number:** \_\_\_\_\_

**E-mail:** \_\_\_\_\_ **Fax Number:** \_\_\_\_\_

**Amount requested to be compensated for each task:**

- Task: \_\_\_\_\_
- Task: \_\_\_\_\_
- Task: \_\_\_\_\_

**List previous experience below:**

---

---

**List up to three references with phone numbers below:**

- 1) \_\_\_\_\_
- 2) \_\_\_\_\_
- 3) \_\_\_\_\_

**Other Comments:**

---

---

**Price Page for 20-RFP-006:**

**Proposal Submitted by:**

**Name:** \_\_\_\_\_ **Phone Number:** \_\_\_\_\_

**E-mail:** \_\_\_\_\_ **Fax Number:** \_\_\_\_\_

**Lump sum amount requested to be compensated for:** \_\_\_\_\_

**Provide hourly rates:**

**Provide travel expense rates:**

**List up to three references with phone numbers below:**

1) \_\_\_\_\_

2) \_\_\_\_\_

3) \_\_\_\_\_

**Other Comments:**

\_\_\_\_\_  
\_\_\_\_\_

Indian Preference will apply in the selection process in accordance with the Indian Preference Act of 1934 (Title 25, USC, Section 47) and/or the Tribal Employment Rights Ordinance (TERO), based on funding source requirements.

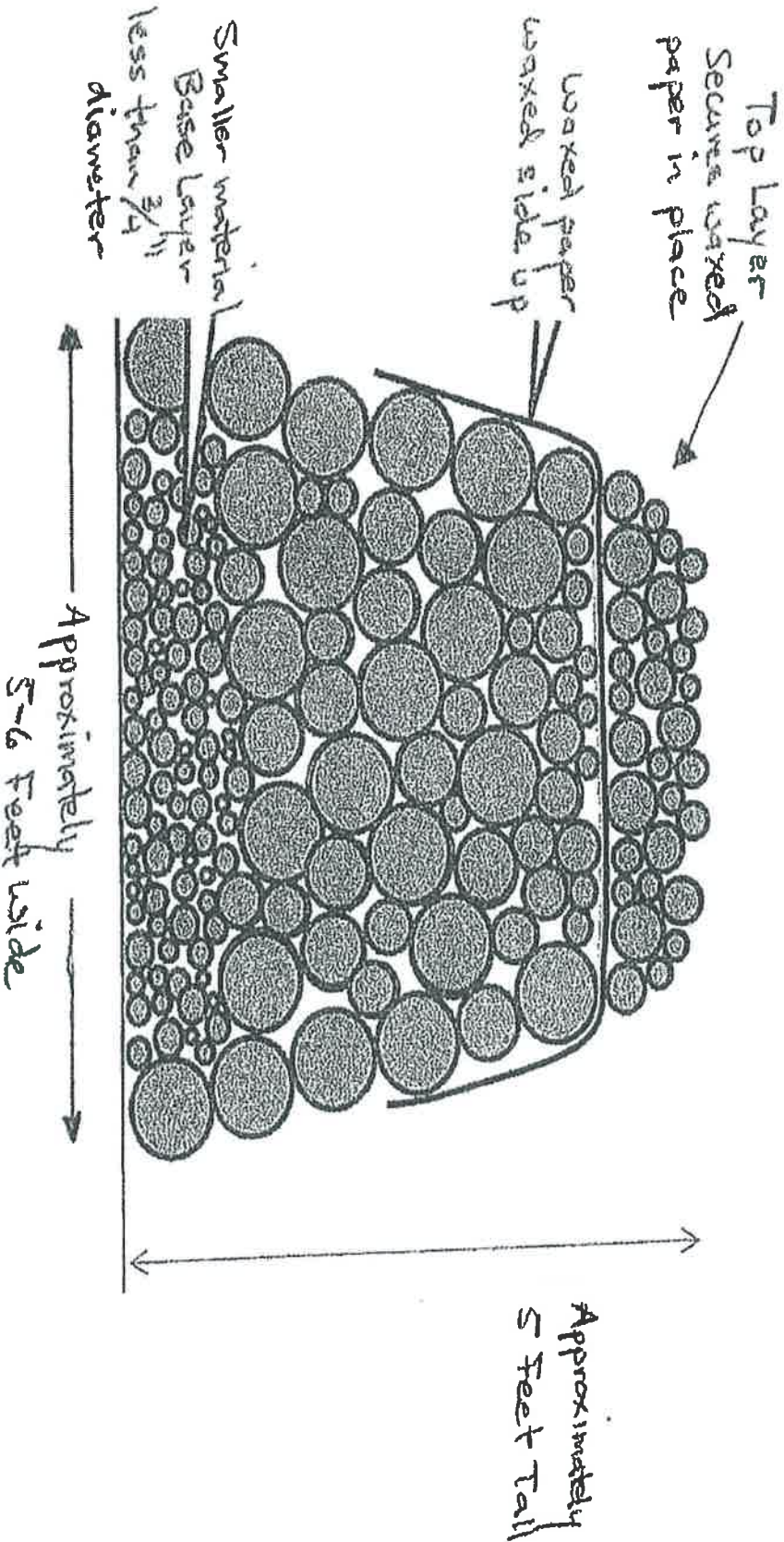
All contracts that exceed \$2,500.00 shall be subject to a two percent (2%) Tribal Employment Rights Fee in accordance with the TERO Ordinance.

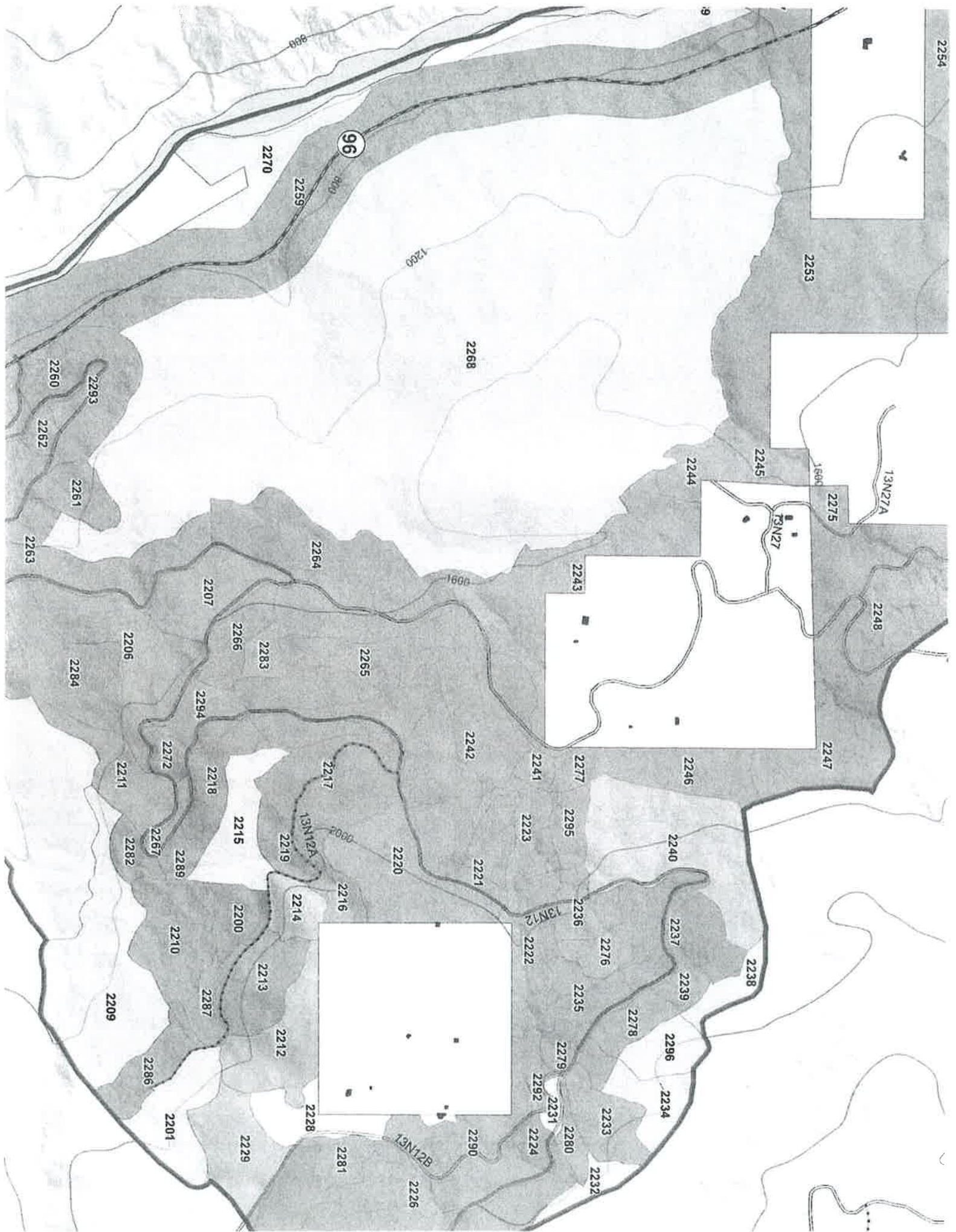
If applicable, construction contracts in excess of \$2,000, when required by Federal grant program legislation, are subject to compliance with the Davis-Bacon Act (40 USC 276a to a-7) as supplemented by Department of Labor regulations (29 CFR part 5).

<b>Scope of Work</b>		<b>Completion Date</b>
<b>Task/Deliverable</b>		
<p><b>Forestry Technician Resources</b></p> <p>Provide Forestry Technician personnel and equipment to manually Thin, Prune and Pile hazardous fuels in the Patterson Creek project area.</p> <p><b>**Cutters should abide by the following species preference: Black Oak, White Oak, Sugar pine, Dogwood, Yew, Cedar, Western Hemlock, Madrone, Chinquapin, Live Oak, Maple, Oregon Ash, bay (pepperwood), then tan oak.</b></p> <p>Cooperator will cut most hardwoods, brush and conifers up to 6" DBH (leaving residuals in an approximate 15'x15' spacing or greater). Limb residual conifer and hardwoods to shoulder height. Favor the retention of species in the order listed above. Some discretion can be applied to the 6" dbh limit and thinning increased to 8" dbh to facilitate prescribed burning in select fuel treatment/underburn areas as directed by fuels staff.</p> <p><b>Specific Work Requirement:</b></p> <ol style="list-style-type: none"> <li>1. Hardwoods, brush and conifers stump height no more than 4 inches from the ground as measured on the uphill side</li> <li>2. All live limbs shall be completely severed from the remaining stump/bole of tree</li> <li>3. Stumps shall not be cut at an acute angle</li> <li>4. Limbing will be performed in such a way that no damage to bowl of limbed trees will occur</li> <li>5. On hardwoods such as tan oak and chinquapin where there are multiple stump sprouts, thin down to the healthiest largest three sprouts per clump.</li> <li>6. Slash shall not lean against or suspended on uncut vegetation</li> <li>7. Leave dead and down logs greater than 6" diameter on the larger end and buck to approximately 6 ft in length (leave logs)</li> <li>8. Except for leave logs, all slash will be placed in manageable tight compact piles for burning (see</li> </ol>	<p>Beginning in Units</p> <p>2220 – Acres 19.82</p> <p>2290 – Acres 20.36</p> <p>2206 – Acres 18.26</p> <p><b>Total- 58.44</b></p>	

- diagram) approximately 5-6ft in diameter and no less than 4 ft in height, in areas void of leave trees larger piles or wind rows can be built
9. Within 4 feet of each pile, all dead and down woody debris up to 6" in diameter shall be cut into approximately 4 ft lengths, gathered and piled
  10. To minimize scorch, all piles should be built at least 6 feet away from boundaries, leave trees, snags, stumps or leave logs.
  11. Piles should be covered with at two 4'x6' pieces of thick craft paper wax side up. The covering should come down at least half the height of the pile and ensure that material is piled on top to prevent the craft paper being blown off. Paper should be placed at least 3/4 of the height of the pile.
  12. Piles shall not be built on stumps or down logs.
  13. Must ad hear to all NEPA Documents.
  14. All Invoices will be submitted no later than 30 days after completion.
  15. Units must be completed No later than Jan1st 2020.

Handpile Example  
End View of Handpile





## Draft Prescriptions for Fuels Reductions:

\*\*Cutters should abide by the following species preference; Black Oak, White Oak, Sugar pine, Dogwood, Yew, Cedar, Western Hemlock, Madrone, Chinquapin, Live Oak, Maple, Oregon Ash, bay (pepperwood), then tan oak.


Contractor will cut most hardwoods, brush and conifers less than 4" DBH (leaving residuals in an approximate 15'x15' spacing or greater) and limb residual conifer and hardwoods to shoulder height. Favor the retention of species in order listed above.

### Specific Work Requirement:

1. Hardwoods, brush and conifers stump height no more than 4 inches from the ground as measured on the uphill side
2. All live limbs shall be completely severed from the remaining stump/bole of tree
3. Stumps shall not be cut at an acute angle
4. Limbing will be performed in such a way that no damage to bowl of limbed trees will occur
5. On hardwoods such as tan oak and chinquapin where there are multiple stump sprouts, thin down to the healthiest largest three sprouts per clump.
6. Slash shall not lean against or suspended on uncut vegetation
7. Leave dead and down logs greater than 6" diameter on the larger end and buck to approximately 6 ft in length (leave logs)
8. Except for leave logs, all slash will be placed in manageable tight compact piles for burning (see diagram) approximately 5-6ft in diameter and no less than 4 ft in height, in areas void of leave trees larger piles or wind rows can be built
9. Within 4 feet of each pile, all dead and down woody debris up to 6" in diameter shall be cut into approximately 4 ft lengths, gathered and piled
10. To minimize scorch, all piles should be built at least 6 feet away from boundaries, leave trees, snags, stumps or leave logs.
11. Piles should be covered with at two 4'x6' pieces of thick craft paper wax side up. The covering should come down at least half the height of the pile and ensure that material is piled on top to prevent the craft paper being blown off. Paper should be placed at least  $\frac{3}{4}$  of the height of the pile.
12. Piles shall not be built on stumps or down logs



~5 feet  
tall



Waxed side up  
covering with 3/4 of  
pile underneath.

~5-6 feet wide